

Vive Apps for mobile

Apps for Android and iOS are available.


The Android app can be [installed from the Play store](#)

The iPhone app can be installed from the [App store](#)


If you use an Android or iOS phone you can now get Vive in your pocket, via the HumHub app!

Here's how to do it (text and pictures):


1. Go to the Google Play or app store and search for HumHub, or click one of the links above




2. Install and Open HumHub




3. Enter the url - vive.transitiontogether.org.uk and click Connect




4. Now to log-in to Vive - click on Sign In/ Up



5. Click on Transition Platform ID



6. Enter your Email and Password and Sign In - (if you have any problems click on the red button to request our support)



You're in! The HumHub app will remember the Vive url and your login details, so just click on the App and click Connect whenever you want to pop by ?

Revision #8

Created 12 March 2024 13:50:44 by Admin

Updated 6 May 2025 10:41:17 by Admin